

# BETTENDORF


community school  
district

## Elementary Facilities Advisory Committee Meeting #7

May 9<sup>th</sup>, 2016



# AGENDA



Bettendorf  
Community  
School District

- Feedback from CES #2
- Analysis
  - Discussion of measures
- Group discussion to develop priority order
  - Group vote
- Presentation to Board of Education on 5/16/16
  - Speaking parts
  - Rehearsal?
- Adjourn



# FEEDBACK FROM CES #2

- 15 Tables voted
  - Hoover, Twain, Norton: 1 table
  - Neil Armstrong: 2 tables
  - Grant Wood: 3 tables
  - Jefferson: 7 tables
- Some groups reported having difficulty with the Matrix
  - Comments from participants during the small group work
  - Rescored Mark Twain


Work Activity

*We were a little confused about how this was supposed to be done -*

**Classroom Spaces**

Table # TJA

**Instructions:** Please review the classroom spaces at your school against the planning principles and hierarchy matrix, and indicate which square best represents the suitability of those spaces to meet the planning principles and the associated hierarchy.




# REMAINING WORK

## Master Plans

- Scope of Work
  - IDENTIFIED
- Proposed Budget
  - IDENTIFIED
- Framework for Implementation
  - Tonight's Goal

## Planning Principals

- Equity, 21<sup>st</sup> Century, and Value




Bettendorf  
Community  
School District




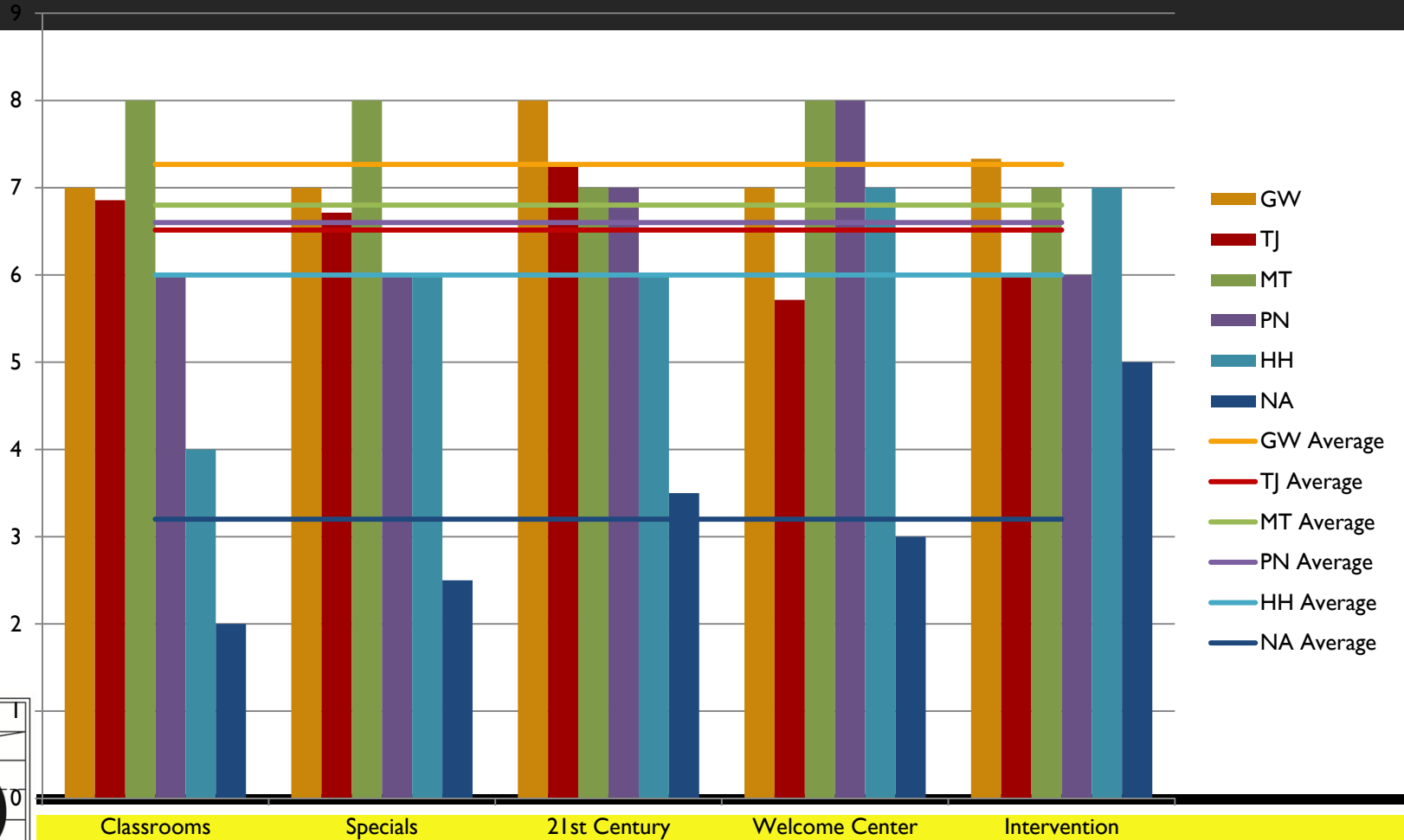
# SCORING

Table #

	Very Good	Good	Fair	Poor	Very Poor
Transformational	1	2	3	4	5
Flexibility	2	3	4	5	6
Program	3	4	5	6	7
Foundational	4	5	6	7	8



# RESULTS




Bettendorf  
Community  
School District

**BLDD**  
ARCHITECTS

# ANALYSIS

- Is this the right order for implementation?
  - Grant Wood
  - Mark Twain
  - Paul Norton
  - Thomas Jefferson
  - Herbert Hoover
  - Neil Armstrong



Bettendorf  
Community  
School District


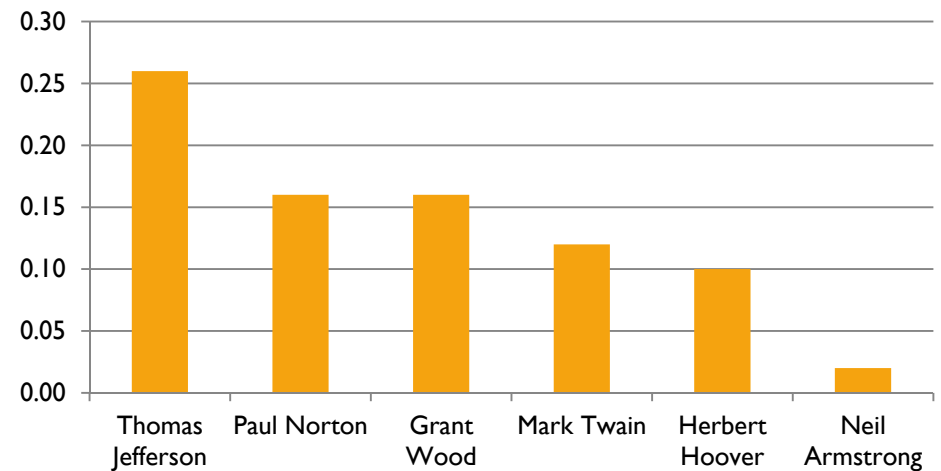
 **BLDD**  
ARCHITECTS

the ratio of deferred maintenance dollars to replacement dollars, providing a straightforward comparison of an organization's key facility assets.

# ANALYSIS

- Facility Condition Index
  - Deferred Maintenance Cost/Replacement Cost  
**FCI**

Facility	Cost	Sq Ft	FCI
Paul Norton	2291317	52760	0.16
Thomas Jefferson	1310369	18940	0.26
Herbert Hoover	1511397	56548	0.10
Nell Armstrong	231656	52756	0.02
Grant Wood	1561201	37000	0.16
Mark Twain	1115729	36405	0.12



Bettendorf  
Community  
School District

 **BLDD**  
ARCHITECTS


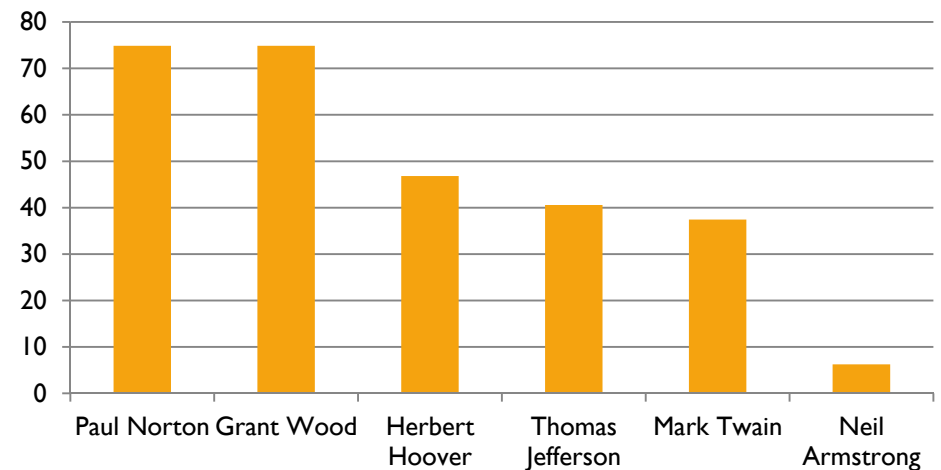


# ANALYSIS

- Impact Factor
  - Facility Condition Index \* Students Served

**Impact Factor**

Facility	FCI	Students	Impact Factor
Thomas Jefferson	0.26	146.00	40.56
Paul Norton	0.16	469.00	74.88
Grant Wood	0.16	315.00	74.88
Mark Twain	0.12	294.00	37.44
Herbert Hoover	0.10	435.00	46.80
Neil Armstrong	0.02	276.00	6.24



Bettendorf  
Community  
School District


 **BLDD**  
ARCHITECTS

# GROUP DISCUSSION

Break into Small Groups

- Discuss the Data
- Develop Suggestion for Order for Implementation
- Report Out

Group Discussion and Vote



Bettendorf  
Community  
School District

 **BLDD**  
ARCHITECTS

# PRESENTATION TO BOE


May 16, 2016

## Agenda

- Background
- Strategic Goals
- Process Overview
- Committee Recommendations

## Speaking Parts

Rehearsal?



Bettendorf  
Community  
School District



# BETTENDORF

community school  
district

THANK YOU!

